

WHITE MAPLE

SCIENTIFIC NAME: *Acer saccharinum*
Acer macrophyllum



DISTRIBUTION AND AVAILABILITY




- North Eastern, Central and Western (Coastal) North America.
- Readily Available

COLOR:

Range Variation

The heartwood is a light to medium brown color. Sapwood can be very wide and tends to be a white, beige or light reddish-brown; not always clearly or sharply demarcated from heartwood.









DISCLAIMER

A single sample may not accurately represent the full range of natural variations to be expected. Due to the inherent properties and characteristics of wood, these samples should be viewed as an approximation of what can be obtained. Some wood species have more natural variance in appearance than others. We have made every effort to make colors as accurate as possible. Colors on screen may vary depending on your screen setting and resolution.

LINEA

Species Overview

WHITE MAPLE INFORMATION

		44 lbs/ft ³ (705 kg/m ³)
AVERAGE DRIED WEIGHT		
	GRAIN TEXTURE	Grain is generally straight, but may be wavy. Has a fine, even texture.
	PRICING AVAILABILITY	Moderate. Quarter Sawn available at a premium. <i>Readily Available</i>
	COVERED EXTERIOR RATING	Poor Good Excellent
	PHOTOSENSITIVITY	High Moderate Low
	CONSERVATION STATUS	LC - Least Concern (IUCN 3.1)
	VENEER OPTIONS	Rotary Cut Flat Cut Quarter Cut

CONTACT OUR TEAM

T 604-776-2265

2320 Peardonville Road, Abbotsford, BC
Canada V2T 6J8

sales@lineaceilings.com lineaceilings.com

