

## LINEA ACCENT WOOD BEAMS

LINEA Accent Wood Beams compliment many wood ceiling styles. Accent Wood Beams are an efficient way of enhancing a ceiling without the expense of traditional field-built assemblies or solid wood beams. Accent Wood Beams can be made flat, vaulted, or to a specific radius, thickness and depth to accommodate each ceiling installation. Structural features can be hidden inside the beams making high-end designs more affordable due to quick and easy installation.

Accent Wood Beams are typically single-part, miter folded construction with premium veneers adhered to a Class A Fire Rated composite wood substrate. Internal bracing members are factory-installed for stability. Face veneer is finished to customer requirements including natural clear, custom stain or tinted clear finishes. Beams may be custom manufactured up to 4' W mitred (**Side 1 + Bottom + Side 2**) and 10' long.

### SPECIFICATION-example


- Type:** LINEA Accent Wood Beams
- Species:** Select from Custom Veneer Options
- Core:** Fire Rated MDF
- Module Size:** Select from chart
- Surface Options:** Smooth, LINEA Textured Face, Microperforations
- Finishes:** Natural Clear, Custom Stained or Tinted Clear Finishes in Matte, Satin or Semi-Gloss Sheen
- Fire Rating:** Class A per ASTM E-84 (USA) and CAN/ULC S102 (Canada)



Linea Accent Wood Beams

### FEATURES | BENEFITS

- Progressively installed to the suspension system with threaded eye bolts or wood blocking.
- Several module sizes to choose from that can be mixed and matched.
- Interior only
- Custom 4' W (Side 1+Bottom + Side 2) and 10' L
- Available in a wide variety of wood veneers.
- More cost effective than field built or solid wood beams
- Class A Fire Rated per ASTM E-84 and CAN/ULC S102 is standard.
- FSC Certified and other responsibly harvested wood options available.
- Designed for seismic and non-seismic areas.
- Available with LINEA Textured Face
- Available with LINEA Microperforations for acoustics.





# LINEA ACCENT WOOD BEAMS

## PRODUCT DATA SHEET

### LINEA ACCENT WOOD BEAM example

#### Sleeve Connection Details



#### LINEA — Accent Wood Beams


Style	Height	Width	Length	Radius
Flat Sides	Varies	Varies	Up to 10'	N/A
Molded Sides	Varies	Varies	Up to 10'	N/A
Horizontal Curve	Varies	Varies	Up to 10'	6" minimum
Vertical Curve	Varies	Varies	Up to 10'	6" minimum

Panels may be custom manufactured up to 4' W mitred (**Side 1 + Bottom + Side 2**) and 10' long. Examples of common sizes are (H x W): 4" x 4", 6" x 6", 8" x 8", 9" x 9", 4" x 6", 4" x 8", 6" x 8" Additional sizing and pattern options are available.

Contact a **LINEA** representative for more details

#### Available With:

Linea MicroPerforations



Linea Textured Face



Linea Textured Face with Microperforations



#### DISCLAIMER

A single sample may not accurately represent the full range of natural variations to be expected. Due to the inherent properties and characteristics of wood, these samples should be viewed as an approximation of what can be obtained. Some wood species have more natural variance in appearance than others. We have made every effort to make colors as accurate as possible. Colors on screen may vary depending on your screen setting and resolution. **Contact LINEA for more details.**

# LINEA ACCENT WOOD BEAMS

## PRODUCT DATA SHEET

### PHYSICAL DATA

WOOD SELECTIONS	
<b>Wood Species</b> <i>Interior</i>	LINEA Accent Wood Beams may be specified in a wide variety of natural or engineered wood veneers pressed on MDF core with matching veneered end caps (optional).
FINISHES	
<b>Finishes</b> <i>Interior</i>	LINEA Accent Wood Beams for interior applications are factory finished smooth in a Clear matte sheen low VOC coating. Tinted clear finishes, custom stains and painted finishes are also available. Sheen options include matte, satin, or semi-gloss.
<b>Surface Texture</b>	Surface appearance as smooth or LINEA Textured Face.
<b>Antibacterial</b>	LINEA offers an Antibacterial Coating for interior wood product installations where cleanliness and hygiene are of the utmost importance. The coating has been specially formulated to provide excellent object/surface protection levels and deliver extraordinarily high physical/chemical resistance. Furthermore, the presence of active metals boosts durability and protects the coating film from bacterial attack and the effects will last over time.
PANEL SIZES	
<b>Module Sizes</b>	LINEA Accent Wood Beams are manufactured and sold in multiple standard module sizes or can be customized (veneer only). Veneer/composite products are available in standard or custom widths up to 10' lengths. <i>Contact LINEA for details.</i>
TECHNICAL DATA	
<b>Fire Rating</b> <i>Veneer/ Composite</i>	LINEA Accent Wood Beams with real wood or engineered wood veneers are laminated to Class A Fire Rated Composite MDF core. The combination of Wood Veneer and Finish is less than 1mm thick (0.5mm in most cases) and therefore should not be considered significant to the overall rating.
<b>Acoustics</b>	LINEA Accent Wood Beams are acoustically reflective. LINEA MicroPerforations can be added for acoustics.
<b>Seismic</b>	LINEA Accent Wood Beams meet seismic code compliance via direct screw attachment to heavy duty grid. Local code requirements should be consulted in order to determine additional requirements.
<b>Installation</b>	LINEA Accent Wood Beams use standard #12 Ga. wire hangers, braided wire, aircraft cable, or threaded rod, supplied by others
<b>Warranty</b>	1 Year Warranty on all LINEA panel products. <i>Contact LINEA for details.</i>
SHIPPING AND SITE CONDITIONS	
<b>Shipping</b>	LINEA products are carefully packaged and shipped in palletized wooden crates.
<b>Site Conditions</b>	Wood products are hygroscopic in nature and must be stored, installed & maintained in a controlled building environment. Temperature range should be maintained between 60° - 90° F (15° - 32° C). Relative Humidity range should be kept within a minimum 25% - max. 55% (not to exceed 20% RH from peaks to valleys). <i>Failure to maintain site conditions will void the LINEA warranty</i>

# LINEA ACCENT WOOD BEAMS



## PRODUCT DATA SHEET



### ACOUSTICS

LINEA Accent Wood Beams are acoustically reflective.

LINEA Microperforations can be added for acoustics



### LEED®

Linea products can contribute towards LEED certification

MR-2.1   2.2	Construction Waste Management
MR-3.1   3.2	Materials Reuse
MR-4.1   4.2	Recycled Content
MR-5.1   5.2	Regional Materials ( <i>location dependent</i> )
MR-7.0	Wood available as FSC Certified, upon request
EQ-3.1   3.2	Construction IAQ Management Plan
EQ-4.1   4.2   4.4	Low emitting materials

### Disclaimers

#### Appearance

Variation among LINEA Accent Wood Beams may occur due to the natural characteristics of real wood and wood grain. Variation may be reduced, but not eliminated by using custom stains, tinted clear finishes or engineered wood veneers.

#### Fire Performance

Individual product components (wood, fabric, metal, finish) comply with Class A fire retardant testing. ASTM E-84 and CAN/ULC S-102 submittal data is based on supplier tests. Product assembly testing has not been completed due to assemblies varying on a project-by-project basis. To exceed today's changing codes and environmental requirements, Linea recommends sprinkling both the ceiling and the plenum (concealed space) in lieu of using chemical fire retardants. Linea recommends the specifier consult a fire protection engineer, NFPA 13, and local codes for assistance where fire suppression and automatic fire detection systems are present.

#### Acoustics

LINEA Accent Wood Beams are acoustically reflective. LINEA MicroPerforations can be added for acoustics. Contact Linea for details